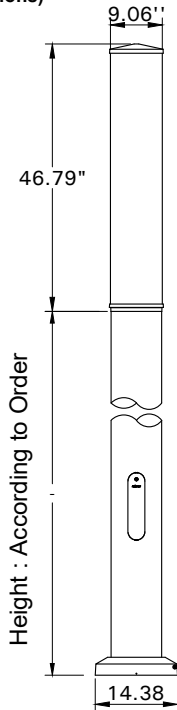


# INSTALLATION AND SERVICE MANUAL

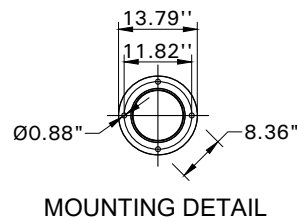
**LIGMAN**  
NORTH AMERICA

For installation of Large Smith Light column LED.  
Model. USM-21031.

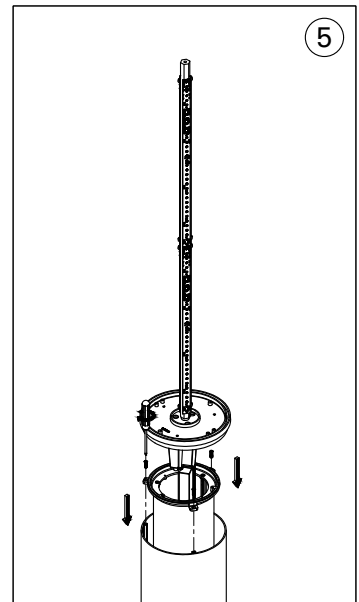
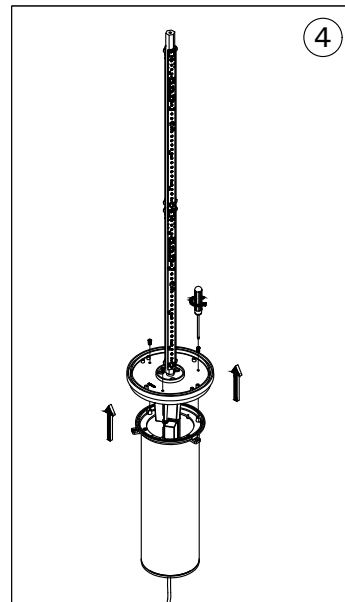
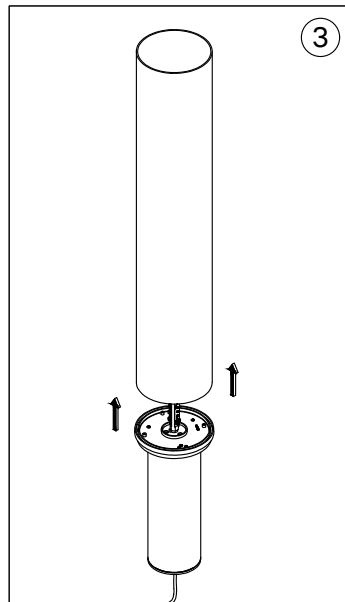
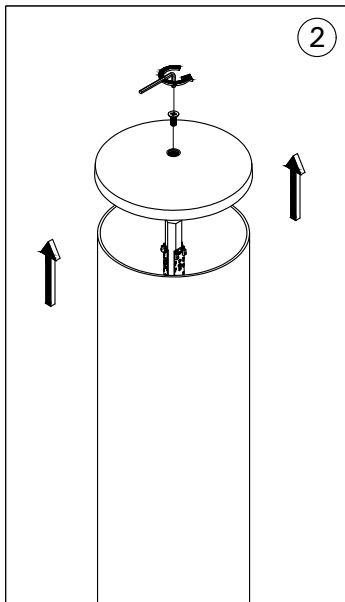
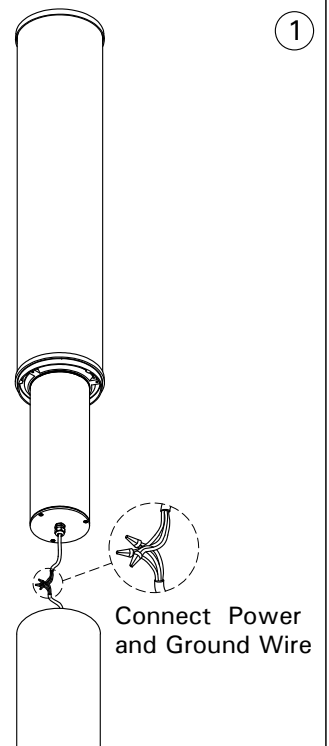
Product drawing (dimensions)



SUITABLE FOR WET LOCATIONS



1



## Notice to installer :

- 1.WIRING INSTRUCTIONS** Warning : RISK OF FIRE AND ELECTRICAL SHOCK. : FIXTURE MUST BE INSTALLED BY A QUALIFIED ELECTRICIAN ONLY>FIXTURE IS INTENDED FOR INSTALLATION IN ACCORDANCE WITH THE NATIONAL ELECTRICAL CODE, LOCAL AND FEDERAL CODE SPECIFICATIONS. DISCONNECT POWER BEFORE SERVICING.
- 2.This fixture has a VOLTAGE SPECIFIC BALLAST,Check that the supply voltage is the same as the installed ballast voltage.**

**Ligman Lighting USA**

7144 NE Progress Court, Hillsboro  
Oregon, 97124, USA  
Tel : 503 645 0500 | Fax : 503 645 8100

[www.ligmanlightingusa.com](http://www.ligmanlightingusa.com)

USM-21031 14/08/24 REV\_3  
1/2

FM-TS-13-1/13-05-2563/Rev.6

